

Drypower Gel

DEEP CYCLE GEL TYPE SEALED LEAD ACID BATTERY

12GB100C (12V 100Ah)

SPECIFICATIONS

Nominal Voltage (V) 12V

Nominal Capacity

20 hour rate (5A to 10.50V)	100Ah
5 hour rate (17A to 10.20V)	85Ah
1 hour rate (55A to 9.60V)	55Ah
1C (100A to 9.60V)	53.3Ah

Weight Approx. 34kg (74.8lbs)

Internal Resistance (@1kHz) Approx. 3mΩ

Maximum Discharge Current

For 5 seconds 1200A

Charging Methods @25°C (77°F)

Cycle Use:

Charging Voltage 13.80V to 14.40V
Coefficient -5.0mV/°C/Cell
Maximum Charging Current 30A

Standby Use:

Float Charging Voltage 13.50V to 13.80V
Coefficient -3.0mV/°C/Cell

Operating Temperature Range

Charge	-15°C (5°F)	to	+40°C (104°F)
Discharge	-15°C (5°F)	to	+50°C (122°F)
Storage	-15°C (5°F)	to	+40°C (104°F)

Charge Retention (Shelf Life) @20°C (68°F)

1 month	98%
3 months	94%
6 months	85%

Case Material ABS

Terminal F16

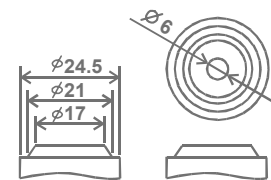
Description of Torque Value of Hard Ware for the Terminals

Recommended Torque Value	M6: 5.39 N-m (55kg-cm)
Max. Allowable Torque Value	M6: 8.82 N-m (90kg-cm)

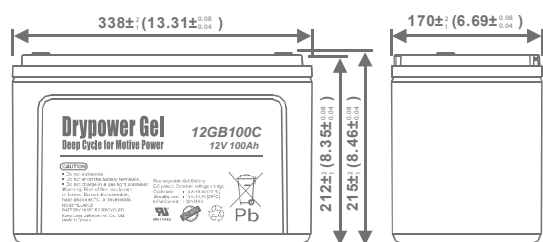
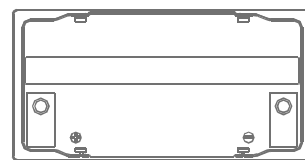


DIMENSIONS

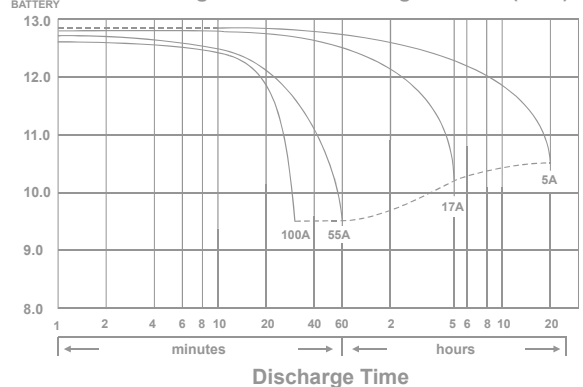
mm (inch)



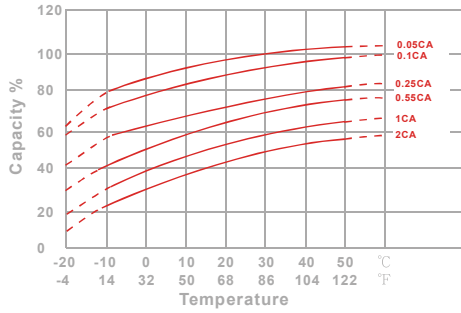
F16



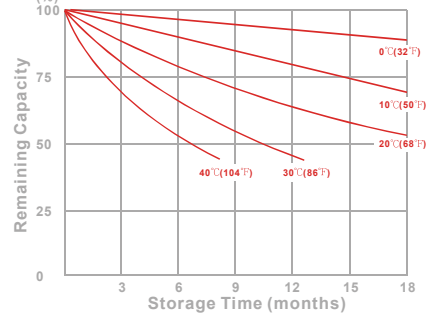
Discharge Time VS. Discharge Current (25°C)



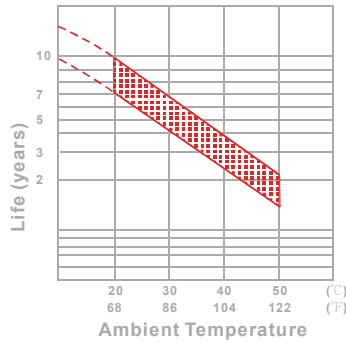
Effect of Temperature on Capacity 25°C (77°F)



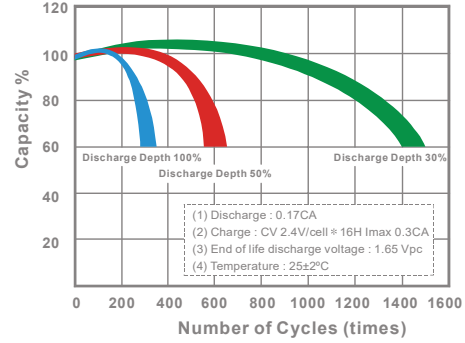
Capacity Retention Characteristic



Trickle (or float) Service Life



Cycle Service Life



- PERFORMANCE DATA

Discharge Rates in Watts to Various End Voltages at 25°C (77°F)

Time	End Voltage	1.85V	1.80V	1.75V	1.70V	1.67V	1.65V	1.60V
5	min	2759	3048	3247	3437	3524	3616	3789
10	min	1858	2032	2175	2312	2371	2437	2555
15	min	1464	1597	1697	1795	1838	1884	1966
30	min	863	921	969	1015	1034	1058	1096
60	min	645	671	687	703	710	718	728
120	min	352	369	383	392	397	404	412
180	min	272	286	299	300	305	311	317
240	min	197	209	220	232	235	240	246
300	min	183	192	200	205	207	210	214
600	min	109	116	121	125	127	129	131
1200	min	60.0	62.1	63.7	64.9	65.4	65.9	66.7

- Discharge Rates in Amperes to Various End Voltages at 25°C (77°F)

Time	End Voltage	1.85V	1.80V	1.75V	1.70V	1.67V	1.65V	1.60V
5	min	188	247	281	309	318	329	344
10	min	141	167	186	202	209	217	230
15	min	104	129	146	158	163	168	176
30	min	78.1	88.7	95.2	100	101	103	105
60	min	40.2	47.8	53.1	56.9	57.8	59.1	60.9
120	min	22.4	26.2	29.2	32.1	32.8	33.7	34.8
180	min	19.3	21.5	23.2	24.6	25.0	25.6	26.3
240	min	15.4	17.1	18.3	19.2	19.4	19.8	20.3
300	min	14.5	15.7	16.5	17.0	17.2	17.4	17.7
600	min	9.60	9.88	10.1	10.3	10.4	10.5	10.7
1200	min	4.83	4.99	5.15	5.26	5.31	5.37	5.44

All data on the spec. sheet is an average value:

The tolerance range : $X < 6\text{min}$ (+15%~-15%), $6\text{min} \leq X < 10\text{min}$ (+12%~-12%), $10\text{min} \leq X < 60\text{min}$ (+8%~-8%), $X \geq 60\text{min}$ (+5%~-5%)

Performance may vary depending on application. All specifications are correct at time of creation. All specifications and operation conditions contained in this datasheet are subject to change or improvement without prior notice to the user. This data is for evaluation purposes only. No guarantee is intended or implied by this data. For clarification and updated information, please contact us.