

Drypower Gel

DEEP CYCLE GEL TYPE SEALED LEAD ACID BATTERY

12GB160C-FR (12V 162Ah)

SPECIFICATIONS

Nominal Voltage (V) 12V

Nominal Capacity

20 hour rate (8.12A to 10.50V)	162.4Ah
10 hour rate (15.4A to 10.50V)	154.0Ah
5 hour rate (27.6A to 9.60V)	138.0Ah
1 hour rate (93.6A to 9.60V)	93.6Ah

Weight Approx. 50kg (110lbs)

Internal Resistance (@1kHz) Approx. 4.1mΩ

Maximum Discharge Current

For 5 seconds 1500A

Charging Methods @25°C (77°F)

Cycle Use:

Charging Voltage	13.80V to 14.40V
Coefficient -5.0mV/°C/Cell	
Maximum Charging Current	45A

Standby Use:

Float Charging Voltage	13.50V to 13.80V
Coefficient -3.0mV/°C/Cell	

Operating Temperature Range

Charge	-15°C (5°F)	to	+40°C (104°F)
Discharge	-15°C (5°F)	to	+50°C (122°F)
Storage	-15°C (5°F)	to	+40°C (104°F)

Charge Retention (Shelf Life) @20°C (68°F)

1 month	98%
3 months	94%
6 months	85%

Case Material UL94-V0 Flame Retardant

Terminal M8

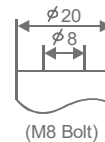
Description of Torque Value of Hard Ware for the Terminals

Recommended Torque Value	M8: 7.35 N-m (75kg-cm)
Max. Allowable Torque Value	M8: 9.8 N-m (100kg-cm)



DIMENSIONS


mm (inch)



(M8 Bolt)



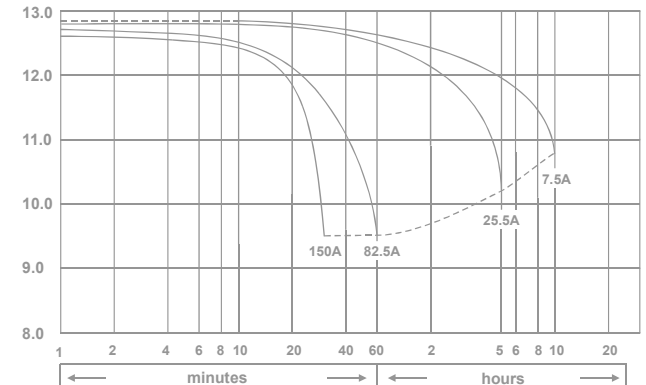
550±3 (21.65±0.12)



110±3 (4.33±0.12)

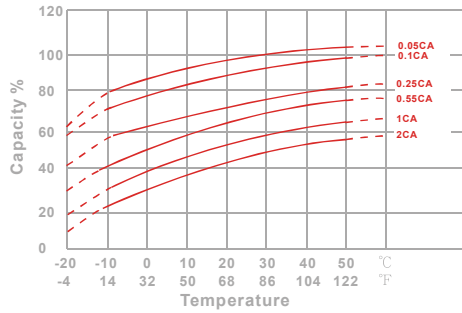
288±3 (11.34±0.12)

(V) FOR 12V BATTERY Discharge Time VS. Discharge Current (25°C)

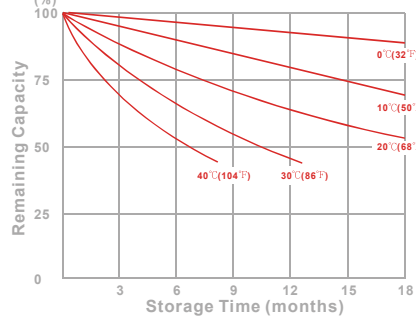


Discharge Time

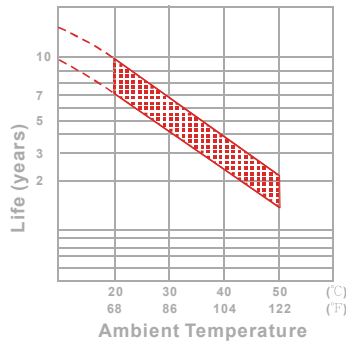
Effect of Temperature on Capacity 25°C (77°F)



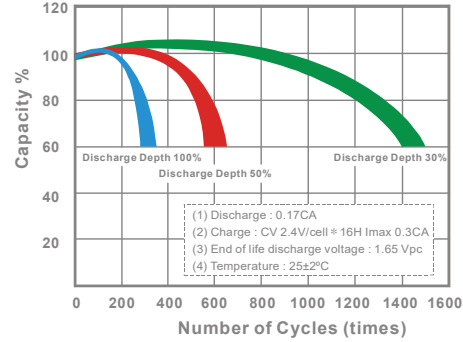
Capacity Retention Characteristic



Trickle (or float) Service Life



Cycle Service Life



- PERFORMANCE DATA

Discharge Rates in Watts to Various End Voltages at 25°C (77°F)

Time	End Voltage	1.85V	1.80V	1.75V	1.70V	1.67V	1.65V	1.60V
15	min	1571	2020	2327	2524	2582	2645	2712
30	min	1086	1353	1536	1654	1689	1726	1765
60	min	898	960	1001	1030	1035	1041	1048
120	min	530	559	575	588	593	598	604
180	min	421	443	459	471	475	480	485
240	min	345	362	373	382	385	389	393
300	min	293	308	319	326	328	331	334
480	min	201	207	216	222	224	226	228
600	min	166	177	181	184	185	186	187
1200	min	87.8	92.7	96.1	99.2	100	101	102

- Discharge Rates in Amperes to Various End Voltages at 25°C (77°F)

Time	End Voltage	1.85V	1.80V	1.75V	1.70V	1.67V	1.65V	1.60V
15	min	174	211	235	252	257	262	268
30	min	101	124	139	149	152	155	159
60	min	77.2	85.1	87.9	90.3	91.3	92.2	93.6
120	min	42.8	48.6	51.1	52.8	53.5	54.3	55.3
180	min	31.7	36.5	38.4	39.8	40.3	40.9	41.6
240	min	26.8	29.5	30.8	31.8	32.1	32.5	32.9
300	min	23.2	25.1	26.1	26.9	27.1	27.4	27.6
480	min	17.1	18.0	18.5	18.9	19.0	19.2	19.3
600	min	14.3	15.0	15.4	15.7	15.8	15.9	16.0
1200	min	7.66	7.98	8.12	8.21	8.24	8.28	8.33

All data on the spec. sheet is an average value:

The tolerance range : $X < 6\text{min}$ (+15%~-15%), $6\text{min} \leq X < 10\text{min}$ (+12%~-12%), $10\text{min} \leq X < 60\text{min}$ (+8%~-8%), $X \geq 60\text{min}$ (+5%~-5%)

Performance may vary depending on application. All specifications are correct at time of creation. All specifications and operation conditions contained in this datasheet are subject to change or improvement without prior notice to the user. This data is for evaluation purposes only. No guarantee is intended or implied by this data. For clarification and updated information, please contact us.