

Drypower Gel

DEEP CYCLE GEL TYPE SEALED LEAD ACID BATTERY

12GB75C (12V 75Ah)

SPECIFICATIONS

Nominal Voltage (V) 12V

Nominal Capacity

20 hour rate (3.75A to 10.50V)	75Ah
5 hour rate (12.75A to 10.20V)	63.75Ah
1 hour rate (41.25A to 9.60V)	41.25Ah
1C (75A to 9.60V)	40Ah

Weight Approx. 24.8kg (54.6lbs)

Internal Resistance (@1kHz) Approx. 7.5mΩ

Maximum Discharge Current

For 5 seconds 900A

Charging Methods @25°C (77°F)

Cycle Use:

Charging Voltage	13.80V to 14.40V
Coefficient	-5.0mV/°C/Cell
Maximum Charging Current	22.5A

Standby Use:

Float Charging Voltage	13.50V to 13.80V
Coefficient	-3.0mV/°C/Cell

Operating Temperature Range

Charge	-15°C (5°F) to +40°C (104°F)
Discharge	-15°C (5°F) to +50°C (122°F)
Storage	-15°C (5°F) to +40°C (104°F)

Charge Retention (Shelf Life) @20°C (68°F)

1 month	98%
3 months	94%
6 months	85%

Case Material


ABS

Terminal

F16

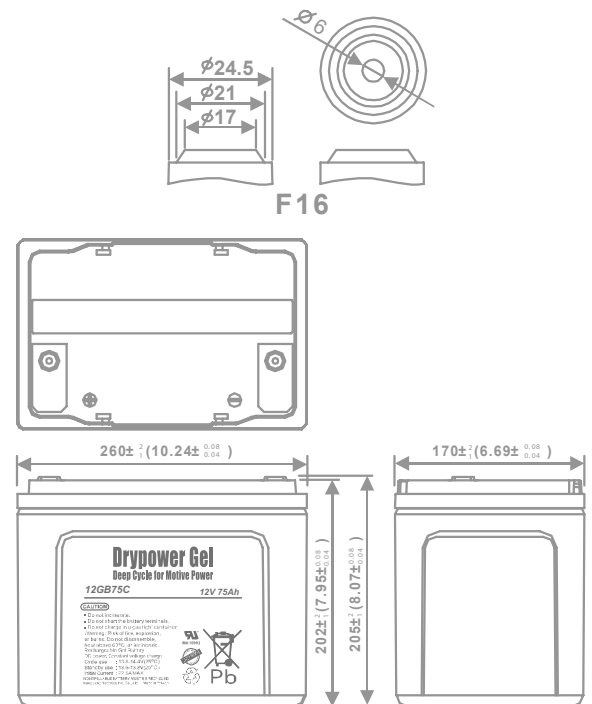
Description of Torque Value of Hard Ware for the Terminals

Recommended Torque Value	M6: 5.39 N-m (55kg-cm)
Max. Allowable Torque Value	M6: 8.82 N-m (90kg-cm)

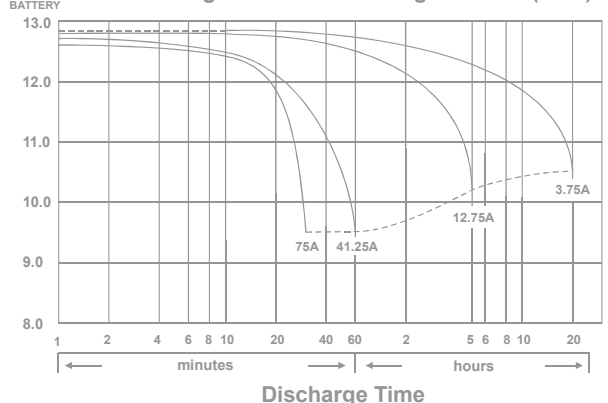


DIMENSIONS

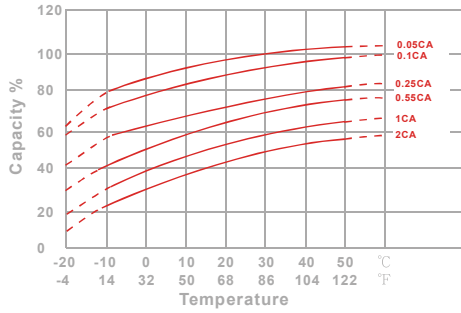
mm (inch)



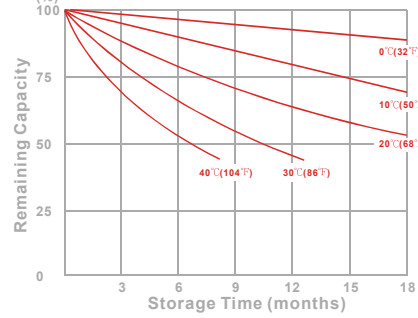
(V) FOR 12V BATTERY Discharge Time VS. Discharge Current (25°C)



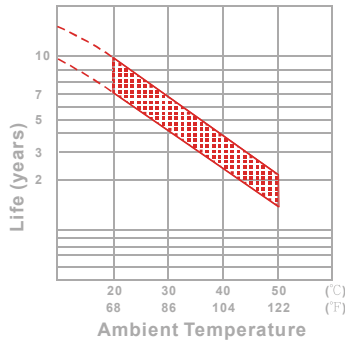
Effect of Temperature on Capacity 25°C (77°F)



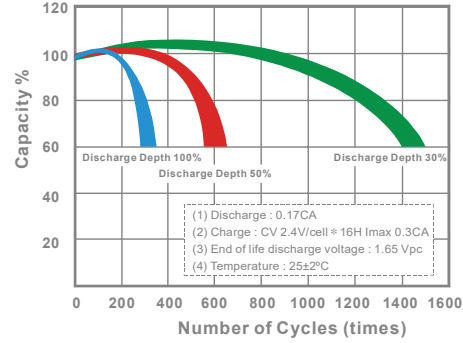
Capacity Retention Characteristic



Trickle (or float) Service Life



Cycle Service Life



- PERFORMANCE DATA

Discharge Rates in Watts to Various End Voltages at 25°C (77°F)

Time	End Voltage	1.85V	1.80V	1.75V	1.70V	1.67V	1.65V	1.60V
5	min	2196	2316	2653	2815	2899	2980	3062
10	min	1503	1585	1816	1927	1985	2040	2096
15	min	961	1216	1294	1481	1510	1551	1587
30	min	750	803	835	858	865	876	892
60	min	451	476	490	501	505	510	515
120	min	263	278	286	294	297	299	303
180	min	190	200	206	210	212	214	217
240	min	154	161	166	169	170	172	174
300	min	135	141	145	148	149	150	151
600	min	85.6	86.5	87.3	88.1	88.4	88.6	89.1
1200	min	44.7	45.4	46.0	46.5	46.7	46.9	47.2

- Discharge Rates in Amperes to Various End Voltages at 25°C (77°F)

Time	End Voltage	1.85V	1.80V	1.75V	1.70V	1.67V	1.65V	1.60V
5	min	160	193	221	245	253	263	274
10	min	101	129	150	167	173	179	186
15	min	81.5	98.1	112	124	127	131	135
30	min	56.9	65.3	71.5	76.1	77.0	78.5	80.1
60	min	37.5	40.2	41.9	43.3	43.7	44.3	45.0
120	min	18.8	20.8	22.2	23.3	23.6	24.0	24.5
180	min	14.7	16.2	17.1	17.9	18.2	18.6	19.0
240	min	12.1	12.9	13.7	14.2	14.5	14.8	15.1
300	min	11.4	12.1	12.5	12.8	13.0	13.2	13.5
600	min	7.02	7.15	7.26	7.35	7.37	7.42	7.46
1200	min	3.67	3.73	3.78	3.82	3.83	3.85	3.87

All data on the spec. sheet is an average value:

The tolerance range : $X < 6\text{min}$ (+15%~-15%), $6\text{min} \leq X < 10\text{min}$ (+12%~-12%), $10\text{min} \leq X < 60\text{min}$ (+8%~-8%), $X \geq 60\text{min}$ (+5%~-5%)

Performance may vary depending on application. All specifications are correct at time of creation. All specifications and operation conditions contained in this datasheet are subject to change or improvement without prior notice to the user. This data is for evaluation purposes only. No guarantee is intended or implied by this data. For clarification and updated information, please contact us.