

Drypower

VRLA AGM CYCLIC RANGE
DEEP CYCLE POWER



12V

15Ah

SLA

CYCLIC
AGM

12SB15C

Rechargeable AGM Sealed Lead Acid Battery

SPECIFICATIONS

Nominal Voltage	12V	
Nominal Capacity		
20 hour rate (0.75A to 10.50V)	15Ah	
10 hour rate (1.34A to 10.50V)	13.4Ah	
2 hour rate (6A to 9.60V)	12Ah	
1C (15A to 9.60V)	8.5Ah	
3C (45A to 9.60V)	3Ah	
Weight	Approx. 4.5kg	
Internal Resistance (at 1KHz)	Approx. 9mΩ	
Maximum Discharge Current (5 secs)	225A	
Charge Methods at 25°C		
Cycle Use		
Charging Voltage	14.4V to 15.0V	
Coefficient -5.0mV/°C/Cell		
Maximum Charging Current	4.5A	
Standby Use		
Float Charging Voltage	13.5V to 13.8V	
Coefficient -3.0mV/°C/Cell		
Operating Temperature Range		
Charge	-15°C to 40°C	
Discharge	-15°C to 50°C	
Storage	-15°C to 40°C	
Charge Retention (Shelf Life) at 20°C		
1 month	92%	
3 months	90%	
6 months	80%	
Case Material	ABS UL94 HB	
Termination	F6 (M5 Bolt)	
Design Life	3-5 years	

Classified as a non-spillable battery. Approved for transportation by:

- Air (IATA/ICAO provision A67)
- Road
- Sea (per IMDG Special Provision 238)



Barcode

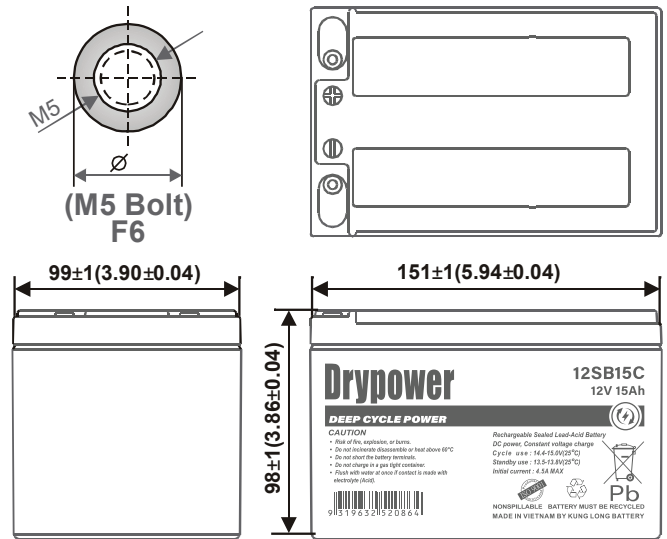


9319632520864

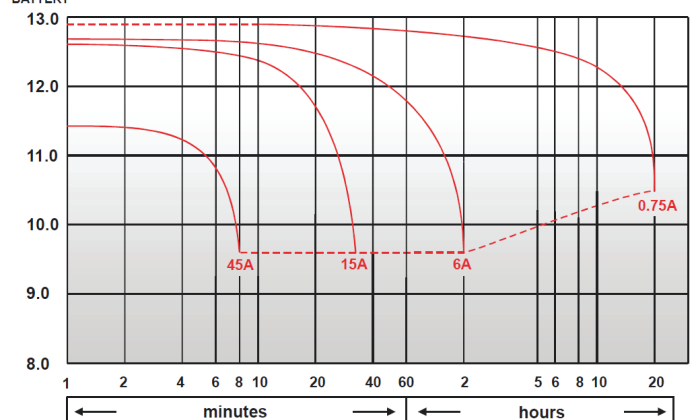


DIMENSIONS

mm (inch)



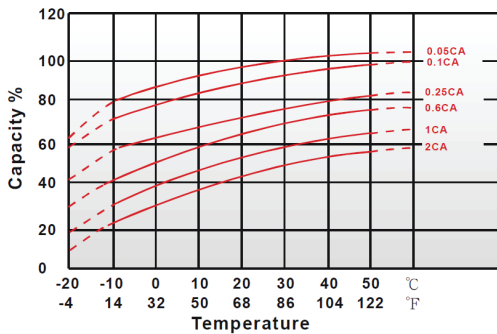
Discharge Time VS. Discharge Current (25°C)



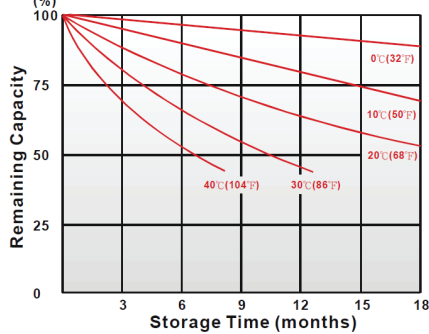
Discharge Time

CHARACTERISTICS CHARTS

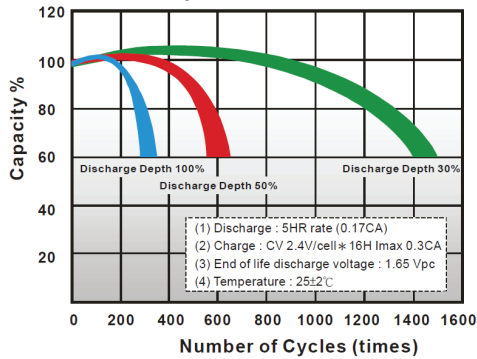
Effect of Temperature on Capacity 25°C(77°F)



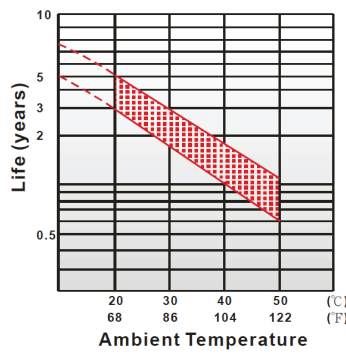
Capacity Retention Characteristic



Cycle Service Life



Trickle (or float) Service Life



FEATURES & BENEFITS

- ◆ Industry leading 99.99% pure lead content for superior service life and dependable performance.
- ◆ Special grid frame alloy design with outstanding anti-corrosion performance.
- ◆ Maintenance free technology and non-spillable design.
- ◆ Suitable for use in any orientation (except inverted) for use in hard to reach locations.
- ◆ Higher percentage of tin content compared with the industry standard. Tin extends battery standby life by minimising sulphation (corrosion) especially at higher temperatures.
- ◆ Manufactured by Kung Long Battery (KLB) at facilities in Taiwan and Vietnam. KLB is a leading manufacturer and complies with relevant international quality standards including ISO9001, CE ETL9000, UL1989, OHSAS18001 and ISO17025. KLB supports Green Sustainable supply chain practices.



PERFORMANCE DATA

Discharge Rates in Watts to Various End Voltages at 25°C (77°F)

End Voltage		1.85V	1.80V	1.75V	1.70V	1.67V	1.65V	1.60V
5	min	87.6	93.9	98.6	104	110	113	116
10	min	59.9	71.4	72.9	74.1	74.8	75.6	76.3
15	min	49.4	54.4	56.1	57.3	58.1	59.6	60.6
30	min	29.8	31.6	32.5	33.6	34	34.2	34.8
60	min	17.2	17.9	18.6	19	19.2	19.3	19.5
120	min	9.72	10.2	10.4	10.7	10.7	10.8	11
180	min	6.95	7.17	7.33	7.46	7.51	7.55	7.65
240	min	5.42	5.69	5.87	5.93	5.96	5.99	6.01
300	min	4.6	4.72	4.8	4.87	4.91	4.94	4.96
600	min	2.76	2.79	2.83	2.86	2.89	2.98	3
1200	min	1.43	1.49	1.53	1.56	1.59	1.6	1.61

Discharge Rates in Amperes to Various End Voltages at 25°C (77°F)

End Voltage		1.85V	1.80V	1.75V	1.70V	1.67V	1.65V	1.60V
5	min	46.3	51	55.3	59.5	62.8	64.3	67.7
10	min	32.4	39.7	41.7	42.3	44	44.4	46.3
15	min	26.7	30.2	32.1	32.3	33.8	34.7	36.3
30	min	16.1	17.5	18.6	19.7	20.6	20.8	21.8
60	min	8.8	9.22	9.56	9.83	10	10.1	10.1
120	min	4.74	4.95	5.07	5.19	5.22	5.28	5.51
180	min	3.48	3.57	3.65	3.71	3.73	3.77	3.83
240	min	2.69	2.74	2.81	2.87	2.89	2.94	2.99
300	min	2.34	2.39	2.42	2.45	2.46	2.48	2.5
600	min	1.23	1.29	1.34	1.37	1.38	1.39	1.4
1200	min	0.692	0.741	0.75	0.756	0.758	0.761	0.764

All data on the spec. sheet is an average value:

The tolerance range : X < 6min (+15%~-15%), 6min ≤ X < 10min (+12%~-12%), 10min ≤ X < 60min (+8%~-8%), X ≥ 60min (+5%~-5%)

Aug2020

Performance may vary depending on application. All specifications are correct at time of creation. All specifications and operation conditions contained in this datasheet are subject to change or improvement without prior notice to the user. This data is for evaluation purposes only. No guarantee is intended or implied by this data. For clarification and updated information, please contact us.