



12V

35W

SLA

UPS
AGM

12SB35WHR-F2

Rechargeable AGM Sealed Lead Acid Battery

SPECIFICATIONS

Nominal Voltage	12V	
Nominal Power	10 min rate 15 min rate	
	35W/cell to 1.60V/cell	26W/cell to 1.60V/cell
Nominal Capacity	20 hour rate (0.332A to 10.50V) 6.64Ah	
	10 hour rate (0.619A to 10.50V) 6.19Ah	
	5 hour rate (1.02A to 10.20V) 5.1Ah	
	1C (6A to 9.60V) 3.8Ah	
	3C (18A to 9.60V) 2.4Ah	
Weight	Approx. 2.0kg	
Internal Resistance (at 1KHz)	Approx. 16mΩ	
Maximum Discharge Current (5 secs)	90A	
Charge Methods at 25°C	Standby Use Float Charging Voltage 13.5V to 13.8V Coefficient -3.0mV/°C/Cell Maximum Charging Current 1.8A	
Operating Temperature Range	Charge -15°C to 40°C Discharge -15°C to 50°C Storage -15°C to 40°C	
Charge Retention (Shelf Life) at 20°C	1 month 92% 3 months 90% 6 months 80%	

Case Material	ABS UL94 HB
Termination	F2 (Faston Tab 250)
Design Life	3-5 years

Classified as a non-spillable battery.
Approved for transportation by:

- Air (IATA/ICAO provision A67)
- Road
- Sea (per IMDG Special Provision 238)

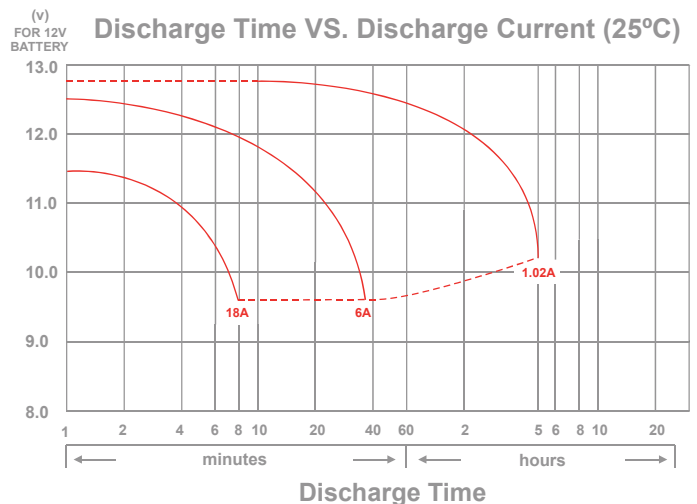
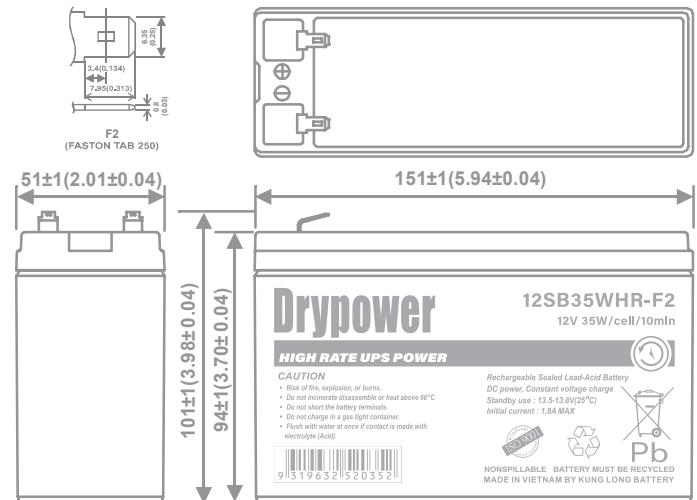


Barcode	 9319632520352
---------	-------------------



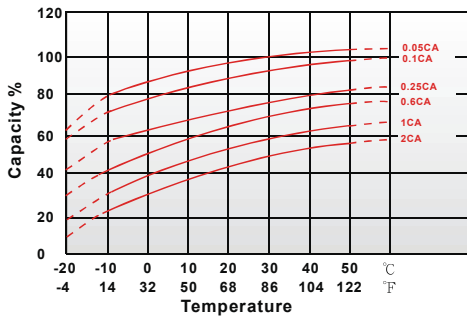
DIMENSIONS

mm (inch)

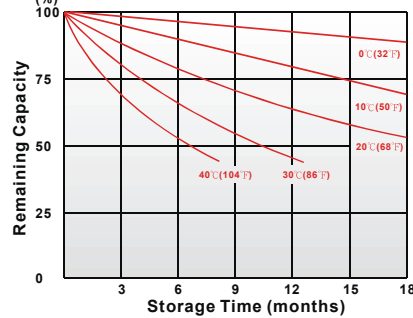


CHARACTERISTICS CHARTS

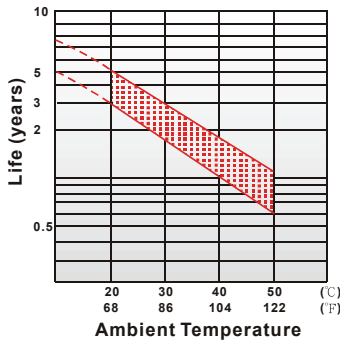
Effect of Temperature on Capacity 25°C (77°F)



Capacity Retention Characteristic



Trickle (or float) Service Life



FEATURES & BENEFITS

- ◆ Industry leading 99.99% pure lead content for superior service life and dependable performance.
- ◆ Specially formulated solder paste to ensure reliable power delivery.
- ◆ Maintenance free technology and non-spillable design.
- ◆ Special grid frame alloy design with outstanding anti-corrosion performance.
- ◆ Higher percentage of tin content compared with the industry standard. Tin extends battery standby life by minimising sulphation (corrosion) especially at higher temperatures.
- ◆ Manufactured by Kung Long Battery (KLB) at facilities in Taiwan and Vietnam. KLB is a leading manufacturer and complies with relevant international quality standards including ISO9001, CE ETL9000, UL1989, OHSAS18001 and ISO17025. KLB supports Green Sustainable supply chain practices.



PERFORMANCE DATA

Discharge Rates in Watts to Various End Voltages at 25°C (77°F)

End Voltage		1.85V	1.80V	1.75V	1.70V	1.67V	1.65V	1.60V
Time								
5	min	37.8	43.7	47.3	50.4	51.3	52.4	54
8	min	28	32.5	35.7	38	39	39.8	41
10	min	25.7	29.2	31.3	33	33.9	34.3	35.3
15	min	20.3	22.4	23.8	25	25.3	25.8	26.3
20	min	16.3	17.7	19	19.9	20.2	20.5	20.8
30	min	13.3	14.3	14.8	15.2	15.4	15.6	15.9
60	min	7.2	7.73	8.03	8.3	8.38	8.48	8.64
120	min	4.4	4.65	4.87	5.02	5.07	5.13	5.22
300	min	2.01	2.14	2.22	2.29	2.31	2.34	2.37
600	min	1.26	1.29	1.3	1.31	1.32	1.32	1.33
1200	min	0.688	0.7	0.709	0.717	0.72	0.723	0.726

Discharge Rates in Amperes to Various End Voltages at 25°C (77°F)

End Voltage		1.85V	1.80V	1.75V	1.70V	1.67V	1.65V	1.60V
Time								
5	min	19.1	22.6	24.9	27	27.7	28.6	29.8
8	min	17	18.8	19.9	20.8	21.1	21.5	22.1
10	min	14.2	15.7	16.8	17.7	18	18.4	19
15	min	11.3	12.2	12.9	13.4	13.6	13.7	13.9
20	min	9.71	10.2	10.3	10.7	10.9	11	11.2
30	min	6.78	7.19	7.46	7.69	7.78	7.9	8.07
60	min	3.63	3.85	4	4.13	4.19	4.24	4.32
120	min	1.88	2.01	2.12	2.21	2.25	2.29	2.34
300	min	0.961	1.032	1.071	1.097	1.108	1.12	1.13
600	min	0.593	0.612	0.619	0.626	0.628	0.631	0.636
1200	min	0.319	0.327	0.332	0.337	0.339	0.341	0.343

All data on the spec. sheet is an average value:

The tolerance range : X < 6min (+15%~-15%), 6min ≤ X < 10min (+12%~-12%), 10min ≤ X < 60min (+8%~-8%), X ≥ 60min (+5%~-5%)

Aug2020

Performance may vary depending on application. All specifications are correct at time of creation. All specifications and operation conditions contained in this datasheet are subject to change or improvement without prior notice to the user. This data is for evaluation purposes only. No guarantee is intended or implied by this data. For clarification and updated information, please contact us.