



12V

2Ah


SLA

AGM

LB-VWVBM10

Rechargeable AGM Sealed Lead Acid Battery

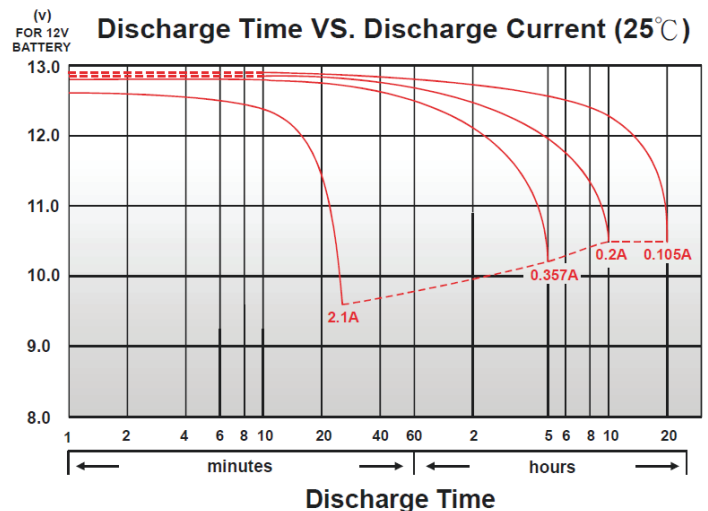
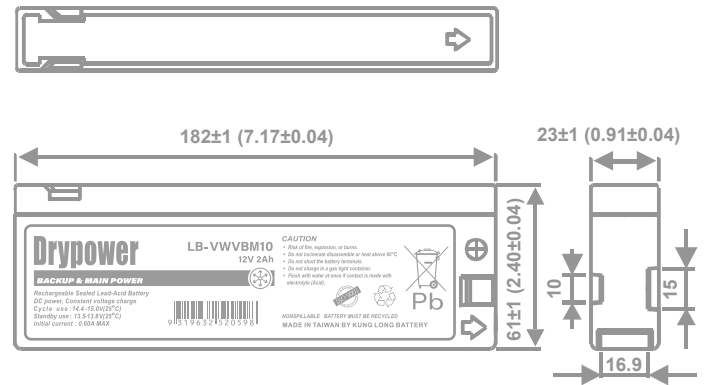
SPECIFICATIONS

Nominal Voltage	12V	
Nominal Capacity	2.1Ah	
20 hour rate (0.105A to 10.50V)	2.1Ah	
10 hour rate (0.2A to 10.50V)	2.0Ah	
5 hour rate (0.357A to 10.20V)	1.79Ah	
1C (2.1A to 9.60V)	0.95Ah	
Weight	Approx. 714g	
Internal Resistance (at 1KHz)	Approx. 59mΩ	
Temperature Resistance from Thermal Protector	65±5°C	
Maximum Current Resistance	10A	
Charge Methods at 25°C		
Cycle Use		
Charging Voltage	14.4V to 15.0V	
Coefficient	-5.0mV/°C/Cell	
Maximum Charging Current	0.63A	
Standby Use		
Float Charging Voltage	13.5V to 13.8V	
Coefficient	-3.0mV/°C/Cell	
Operating Temperature Range		
Charge	-15°C to 40°C	
Discharge	-15°C to 50°C	
Storage	-15°C to 40°C	
Charge Retention (Shelf Life) at 20°C		
1 month	92%	
3 months	90%	
6 months	80%	
Case Material	ABS UL94 HB	
Termination	F13	
Design Life	3-5 years	
Classified as a non-spillable battery. Approved for transportation by:		
• Air (IATA/ICAO provision A67)		
• Road		
• Sea (per IMDG Special Provision 238)		
Barcode	 9319632520598	



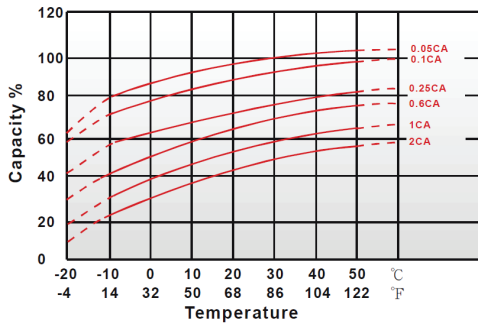
DIMENSIONS

mm (inch)

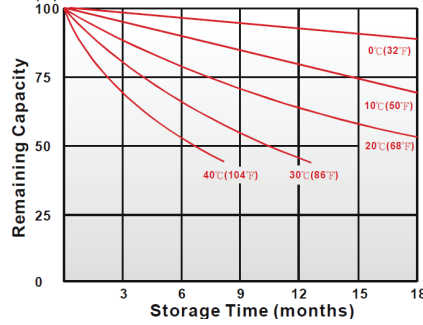


CHARACTERISTICS CHARTS

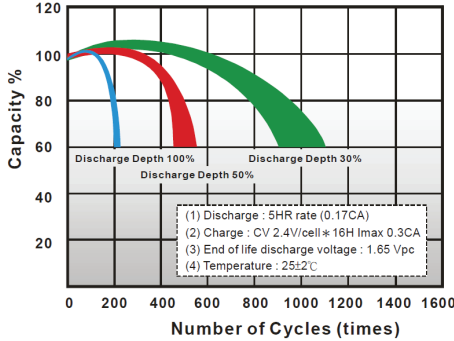
Effect of Temperature on Capacity 25°C (77°F)



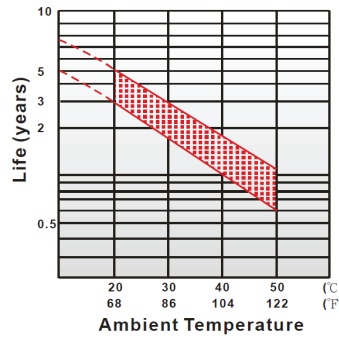
Capacity Retention Characteristic



Cycle Service Life



Trickle (or float) Service Life



FEATURES & BENEFITS

- ◆ Industry leading 99.99% pure lead content for superior service life and dependable performance.
- ◆ Maintenance free technology and non-spillable design.
- ◆ Excellent charge retention in storage.
- ◆ Higher percentage of tin content compared with the industry standard. Tin extends battery standby life by minimising sulphation (corrosion) especially at higher temperatures.
- ◆ Manufactured by Kung Long Battery (KLB) at facilities in Taiwan and Vietnam.

KLB is a leading manufacturer and complies with relevant international quality standards including ISO9001, CE ETL9000, UL1989, OHSAS18001 and ISO17025.

KLB supports Green Sustainable supply chain practices.



PERFORMANCE DATA

Discharge Rates in Watts to Various End Voltages at 25°C (77°F)

End Voltage		1.85V	1.80V	1.75V	1.70V	1.67V	1.65V	1.60V
Time								
5	min	9.45	10.9	11.9	12.8	13.1	13.5	14
10	min	7.77	8.52	9.03	9.5	9.7	9.92	10.3
15	min	7	7.22	7.52	7.77	7.87	7.98	8.13
30	min	4	4.27	4.47	4.62	4.67	4.73	4.82
60	min	2.47	2.68	2.77	2.83	2.88	2.95	3.05
120	min	1.29	1.4	1.46	1.5	1.53	1.56	1.61
180	min	0.92	0.998	1.06	1.13	1.15	1.18	1.22
240	min	0.703	0.768	0.812	0.84	0.86	0.882	0.915
300	min	0.535	0.597	0.648	0.695	0.713	0.733	0.762
600	min	0.342	0.378	0.397	0.408	0.417	0.428	0.445
1200	min	0.203	0.215	0.223	0.23	0.232	0.235	0.238

Discharge Rates in Amperes to Various End Voltages at 25°C (77°F)

End Voltage		1.85V	1.80V	1.75V	1.70V	1.67V	1.65V	1.60V
Time								
5	min	5.33	5.97	6.55	7.04	7.26	7.51	7.82
10	min	3.65	4.16	4.58	4.97	5.14	5.33	5.54
15	min	3.23	3.6	3.86	4.07	4.16	4.25	4.36
30	min	1.78	2.06	2.27	2.46	2.53	2.61	2.69
60	min	1.18	1.29	1.36	1.42	1.44	1.47	1.51
120	min	0.63	0.681	0.725	0.766	0.783	0.802	0.824
180	min	0.442	0.49	0.532	0.566	0.578	0.59	0.604
240	min	0.353	0.396	0.414	0.43	0.435	0.441	0.45
300	min	0.316	0.338	0.351	0.362	0.366	0.37	0.375
600	min	0.185	0.197	0.204	0.21	0.212	0.215	0.218
1200	min	0.094	0.101	0.106	0.111	0.113	0.115	0.117

All data on the spec. sheet is an average value:

The tolerance range : X < 6min (+15%~-15%), 6min ≤ X < 10min (+12%~-12%), 10min ≤ X < 60min (+8%~-8%), X ≥ 60min (+5%~-5%)

Aug2020

Performance may vary depending on application. All specifications are correct at time of creation. All specifications and operation conditions contained in this datasheet are subject to change or improvement without prior notice to the user. This data is for evaluation purposes only. No guarantee is intended or implied by this data. For clarification and updated information, please contact us.