



2V

320Ah

SLA

AGM

2SB330HP-FR

Rechargeable AGM Sealed Lead Acid Battery

SPECIFICATIONS

Nominal Voltage	2V	
Nominal Capacity		
20 hour rate	(16.0A to 1.75V)	320Ah
10 hour rate	(30A to 1.80V)	300Ah
5 hour rate	(51A to 1.70V)	255Ah
1 hour rate	(180A to 1.60V)	180Ah
1C	(300A to 1.60V)	150Ah
Weight	Approx. 21.2kg	
Internal Resistance (at 1KHz)	Approx. 0.5mΩ	
Maximum Discharge Current (5 secs)	1800A	
Charge Methods at 25°C		
Cycle Use		
Charging Voltage	2.33V to 2.36V	
Coefficient	-5.0mV/°C/Cell	
Maximum Charging Current	96A	
Standby Use		
Float Charging Voltage	2.21V to 2.25V	
Coefficient	-3.0mV/°C/Cell	
Operating Temperature Range		
Charge	-15°C to 40°C	
Discharge	-15°C to 50°C	
Storage	-15°C to 40°C	
Charge Retention (Shelf Life) at 20°C		
1 month	98%	
3 months	94%	
6 months	85%	

Case Material	UL94 V-0 Flame Retardant
Termination	F18 (M8 Bolt)

Description of Torque Value of Hardware for the Terminals

Recommended Torque Value	M8: 12 N-m (122kgf-cm)
Max. Allowable Torque Value	M8: 15 N-m (153kgf-cm)

Design Life	12-15 Years (at 20°C)
-------------	-----------------------

Classified as a non-spillable battery.
Approved for transportation by:

- Air (IATA/ICAO provision A67)
- Road
- Sea (per IMDG Special Provision 238)



Barcode




9319632521014



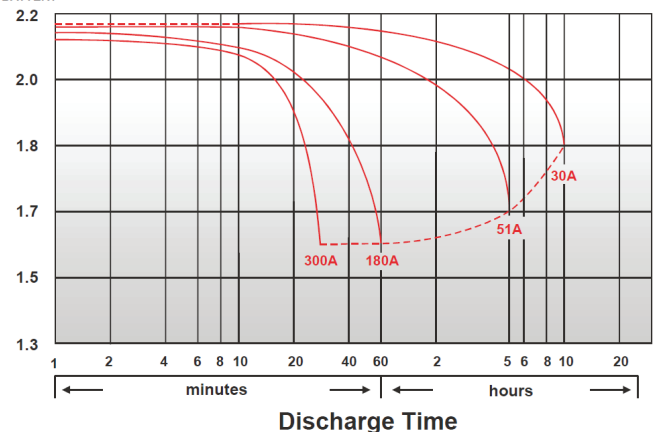
DIMENSIONS

mm (inch)



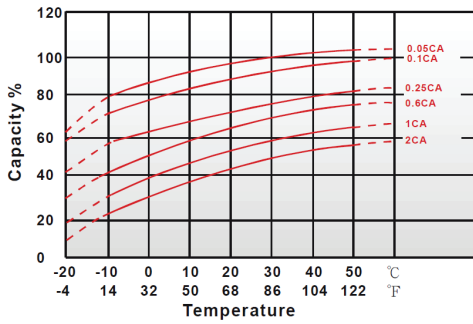
(V)
FOR 2V
BATTERY

Discharge Time VS. Discharge Current (25°C)

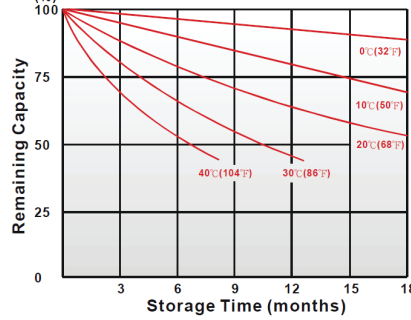


CHARACTERISTICS CHARTS

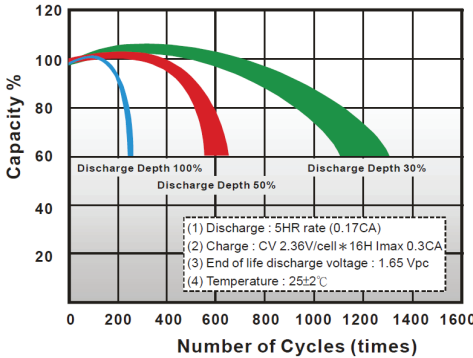
Effect of Temperature on Capacity 25°C (77°F)



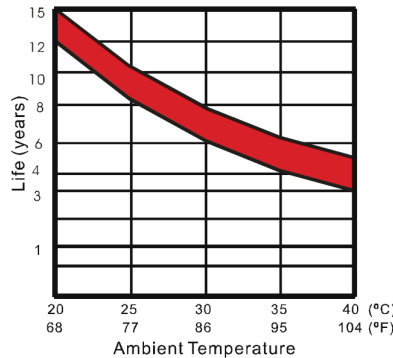
Capacity Retention Characteristic



Cycle Service Life



Trickle (or float) Service Life



FEATURES & BENEFITS

- ◆ Industry leading 99.99% pure lead content for superior service life and dependable performance.
- ◆ Long service life to reduce maintenance and logistical costs across telecom, utilities and off-grid applications.
- ◆ Minimises sulphation with a thicker plate design and higher percentage of tin content to maximise battery standby life.
- ◆ High rate discharge capable to ensure reliable performance.
- ◆ Maintenance free technology and non-spillable design.
- ◆ Manufactured by Kung Long Battery (KLB) at facilities in Taiwan and Vietnam. KLB is a leading manufacturer and complies with relevant international quality standards including ISO9001, CE ETL9000, UL1989, OHSAS18001 and ISO17025. KLB supports Green Sustainable supply chain practices.



PERFORMANCE DATA

Discharge Rates in Watts to Various End Voltages at 25°C (77°F)

End Voltage		1.85V	1.80V	1.75V	1.70V	1.65V	1.60V
Time							
20	min	516	578	613	644	671	692
30	min	483	514	538	556	573	586
60	min	272	297	316	332	345	354
120	min	167	178	188	197	205	211
180	min	127	136	144	151	158	163
240	min	108	115	120	125	129	132
300	min	95.7	101	105	109	112	114
360	min	84.7	89.4	92.6	95.2	97.1	98.6
480	min	67.6	70.9	73.5	75.7	77.3	78.4
600	min	56.7	59.6	61.8	63.6	64.9	65.7
1200	min	30.2	31.5	32.4	33.2	34	34.5

Discharge Rates in Amperes to Various End Voltages at 25°C (77°F)

End Voltage		1.85V	1.80V	1.75V	1.70V	1.65V	1.60V
Time							
20	min	246	288	317	345	368	381
30	min	218	251	276	299	317	325
60	min	135	152	165	176	183	189
120	min	92.9	97.3	102	106	110	113
180	min	68.5	73.2	76.1	78.8	81.4	83.8
240	min	54.1	57.7	60.3	62.5	64.6	66.4
300	min	46.6	49.5	51.6	53.4	55.1	56.5
360	min	40.20	42.6	44.7	46.6	48.1	49.2
480	min	33.4	35.1	36.3	37.4	38.2	39
600	min	29.1	30.2	31.1	31.8	32.4	32.9
1200	min	14.9	15.6	16.1	16.6	17	17.3

All data on the spec. sheet is an average value:

The tolerance range : $X < 6\text{min}$ (+15%~-15%), $6\text{min} \leq X < 10\text{min}$ (+12%~-12%), $10\text{min} \leq X < 60\text{min}$ (+8%~-8%), $X \geq 60\text{min}$ (+5%~-5%)

Aug2020

Performance may vary depending on application. All specifications are correct at time of creation. All specifications and operation conditions contained in this datasheet are subject to change or improvement without prior notice to the user. This data is for evaluation purposes only. No guarantee is intended or implied by this data. For clarification and updated information, please contact us.