

Drypower

VRLA AGM MULTIPURPOSE RANGE
BACKUP & MAIN POWER



6V

1.2Ah

SLA

AGM

6SB1.2P

Rechargeable AGM Sealed Lead Acid Battery

SPECIFICATIONS

Nominal Voltage	6V	
Nominal Capacity		
20 hour rate (0.06A to 5.25V)	1.2Ah	
10 hour rate (0.114A to 5.25V)	1.14Ah	
5 hour rate (0.204A to 5.1V)	1.02Ah	
1C (1.2A to 4.8V)	0.68Ah	
3C (3.6A to 4.8V)	0.48Ah	
Weight	Approx. 297g	
Internal Resistance (at 1KHz)	Approx. 41mΩ	
Maximum Discharge Current (5 secs)	18A	
Charge Methods at 25°C		
Cycle Use		
Charging Voltage	7.20V to 7.50V	
Coefficient -5.0mV/°C/Cell		
Maximum Charging Current	0.36A	
Standby Use		
Float Charging Voltage	6.75V to 6.90V	
Coefficient -3.0mV/°C/Cell		
Operating Temperature Range		
Charge	-15°C to 40°C	
Discharge	-15°C to 50°C	
Storage	-15°C to 40°C	
Charge Retention (Shelf Life) at 20°C		
1 month	92%	
3 months	90%	
6 months	80%	

Case Material	ABS UL94 HB
Termination	F1 (Faston Tab 187)
Design Life	3-5 years

Classified as a non-spillable battery. Approved for transportation by:

- Air (IATA/ICAO provision A67)
- Road
- Sea (per IMDG Special Provision 238)



Barcode

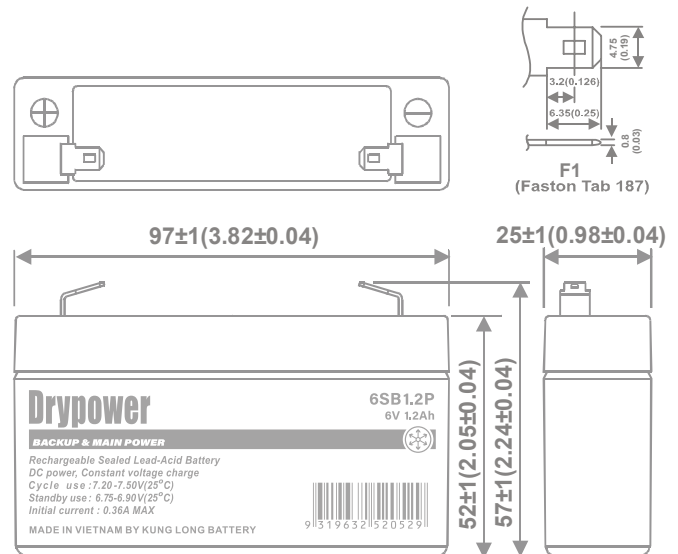


9319632520529

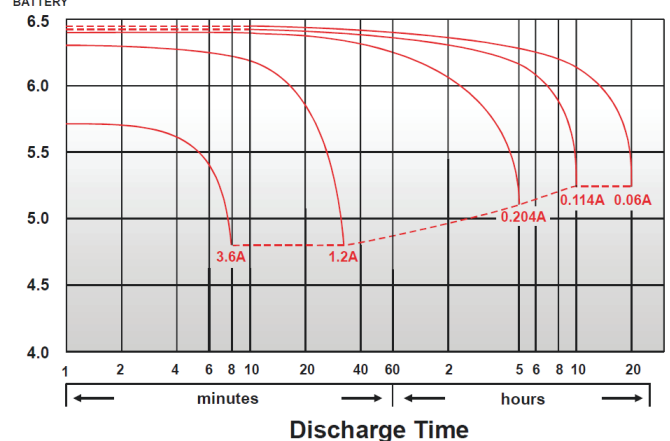


DIMENSIONS

mm (inch)

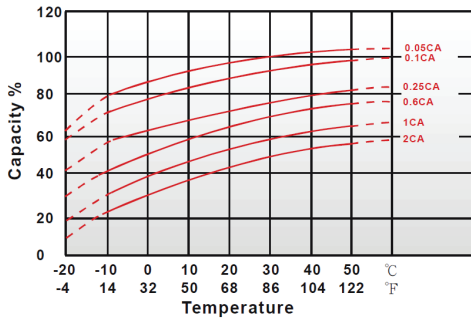


Discharge Time VS. Discharge Current (25°C)

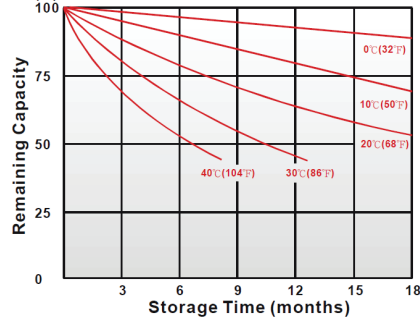


CHARACTERISTICS CHARTS

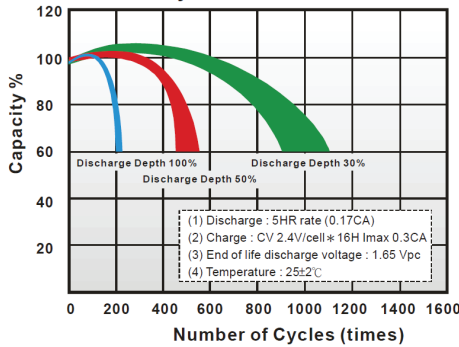
Effect of Temperature on Capacity 25°C (77°F)



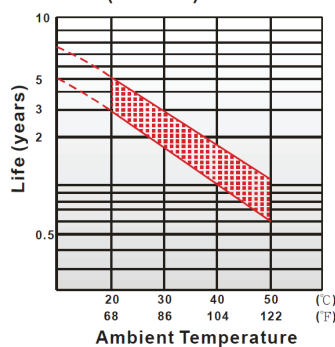
Capacity Retention Characteristic



Cycle Service Life



Trickle (or float) Service Life



FEATURES & BENEFITS

- ◆ Industry leading 99.99% pure lead content for superior service life and dependable performance.
- ◆ Maintenance free technology and non-spillable design.
- ◆ Excellent charge retention in storage.
- ◆ Higher percentage of tin content compared with the industry standard. Tin extends battery standby life by minimising sulphation (corrosion) especially at higher temperatures.
- ◆ Manufactured by Kung Long Battery (KLB) at facilities in Taiwan and Vietnam.

KLB is a leading manufacturer and complies with relevant international quality standards including ISO9001, CE ETL9000, UL1989, OHSAS18001 and ISO17025.

KLB supports Green Sustainable supply chain practices.



PERFORMANCE DATA

Discharge Rates in Watts to Various End Voltages at 25°C (77°F)

End Voltage		1.85V	1.80V	1.75V	1.70V	1.67V	1.65V	1.60V
Time								
5	min	7.18	7.82	8.27	8.65	8.8	8.98	9.28
10	min	4.62	5	5.3	5.52	5.58	5.67	5.77
15	min	3.65	3.87	4.05	4.2	4.25	4.32	4.38
30	min	2.15	2.25	2.32	2.37	2.38	2.42	2.45
60	min	1.32	1.39	1.43	1.47	1.48	1.5	1.52
120	min	0.747	0.808	0.847	0.875	0.887	0.9	0.915
180	min	0.533	0.573	0.602	0.623	0.633	0.645	0.657
240	min	0.435	0.47	0.495	0.513	0.52	0.528	0.537
300	min	0.42	0.442	0.457	0.468	0.47	0.477	0.482
600	min	0.22	0.233	0.243	0.25	0.25	0.255	0.258
1200	min	0.123	0.126	0.129	0.13	0.131	0.131	0.132

Discharge Rates in Amperes to Various End Voltages at 25°C (77°F)

End Voltage		1.85V	1.80V	1.75V	1.70V	1.67V	1.65V	1.60V
Time								
5	min	3.49	4.11	4.57	4.94	5.09	5.26	5.51
10	min	2.12	2.43	2.63	2.81	2.88	2.96	3.11
15	min	1.71	1.95	2.09	2.2	2.24	2.29	2.35
30	min	0.931	1.06	1.17	1.24	1.26	1.29	1.32
60	min	0.68	0.716	0.735	0.759	0.765	0.772	0.779
120	min	0.392	0.415	0.429	0.44	0.444	0.449	0.456
180	min	0.272	0.291	0.302	0.311	0.314	0.318	0.324
240	min	0.22	0.238	0.247	0.254	0.257	0.26	0.264
300	min	0.207	0.219	0.226	0.231	0.233	0.236	0.238
600	min	0.112	0.117	0.121	0.124	0.125	0.126	0.127
1200	min	0.0615	0.0624	0.0631	0.0637	0.0639	0.0642	0.0646

All data on the spec. sheet is an average value:

The tolerance range : X < 6min (+15%~-15%), 6min ≤ X < 10min (+12%~-12%), 10min ≤ X < 60min (+8%~-8%), X ≥ 60min (+5%~-5%)

Aug2020

Performance may vary depending on application. All specifications are correct at time of creation. All specifications and operation conditions contained in this datasheet are subject to change or improvement without prior notice to the user. This data is for evaluation purposes only. No guarantee is intended or implied by this data. For clarification and updated information, please contact us.