



Drypower


12.8V	200Ah	LiFePO ₄	2560Wh
-------	-------	---------------------	--------

12LFP200P

Rechargeable Lithium Iron Phosphate Battery



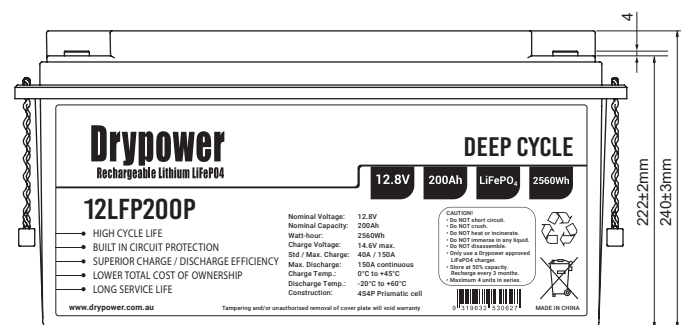
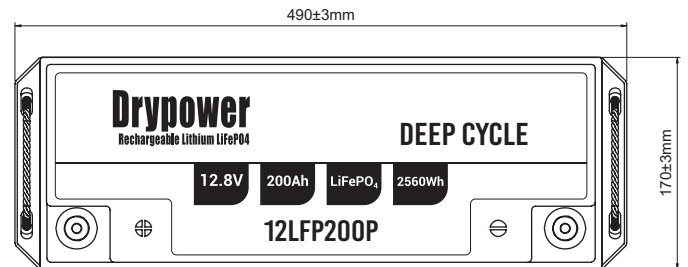
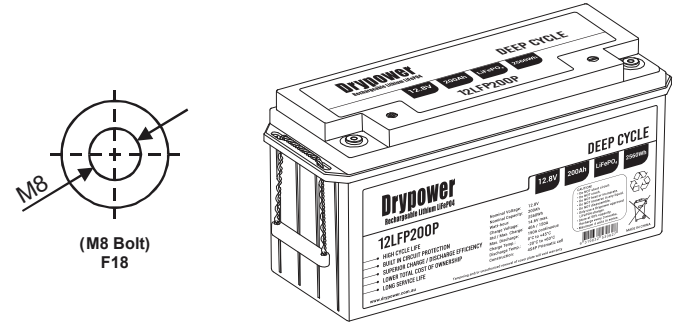
SPECIFICATIONS

Nominal Voltage	12.8V
Nominal Capacity @5hr Rate	200Ah
Watt-hour	2560Wh
Dimensions	
Length	490 ± 3mm
Width	170 ± 3mm
Height	240 ± 3mm
Overall Height	240 ± 3mm
Weight	21.5kg
Internal Resistance (at 1KHz)	≤25mΩ
Charge @25°C	
Standard Charge Current	40A (0.2C)
Maximum Charge Current	150A
Max Charge Voltage	14.6V
Discharge @25°C	
Standard Discharge Current	40A (0.2C)
Max. Continuous Discharge	150A
Cut-off Voltage	10V
Cell Used	1PF23140160
Assembly	4S4P-Pris
Cycle Life (±0.5C, 25°C)	
100% DoD	≥2000 cycles
80% DoD	≥3000 cycles
50% DoD	≥4000 cycles
Operating Temperature	
Charge	0°C ~ +45°C
Discharge	-20°C ~ +60°C
Storage	-20°C ~ +45°C
Operating Humidity Range	5% – 85%
Case Material	ABS
Termination	F18 (M8 Bolt)
Ingress Protection Rating	IP64
Series Connection	Up to 4S
Parallel Connection	No
Barcode	 9319632530627

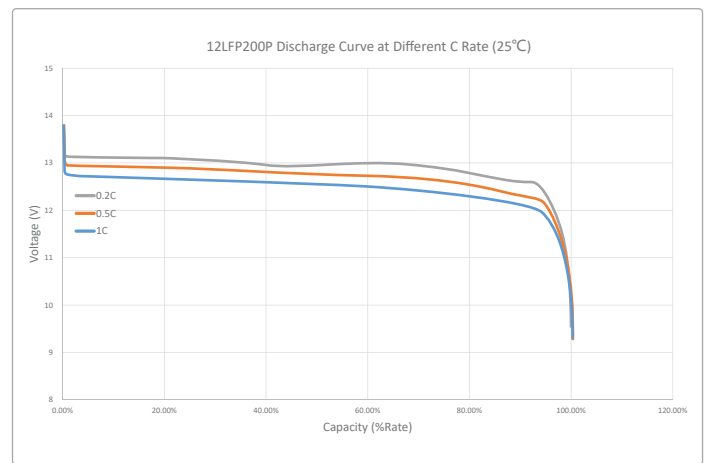
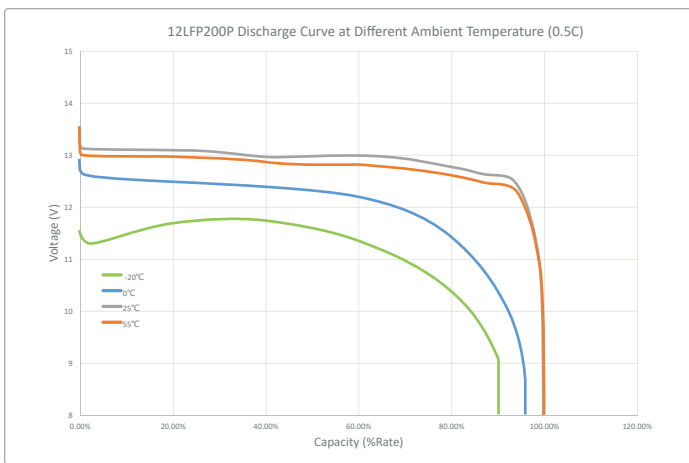
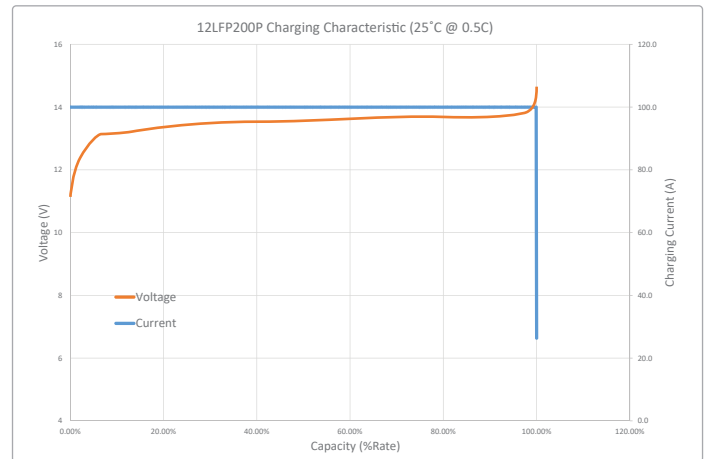
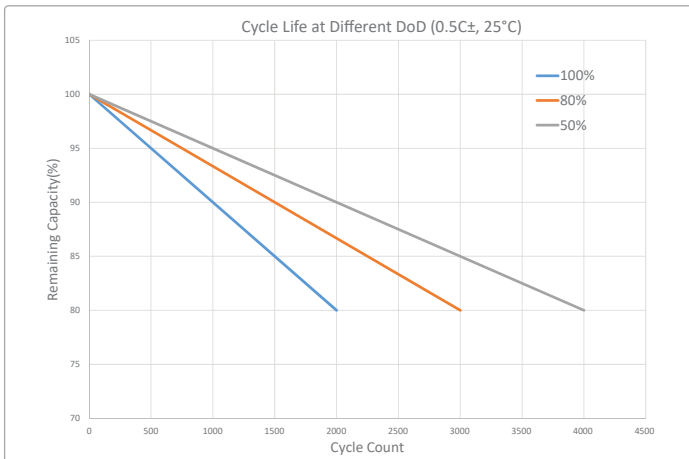


Upright orientation only - Drypower Rechargeable Lithium batteries with prismatic LiFePO₄ cells inside should only be used and mounted in an upright position for the best service life.

DIMENSIONS



CHARACTERISTICS CHARTS



FEATURES & BENEFITS



Long Service Life

>2000 cycles @100% DoD (25°C) to 80% of original capacity - longer service life than SLA to reduce maintenance costs.



High Energy Density - More Power p/kg

Higher total system capacity and superior utilisation (full 100% DoD) to reduce overall system size and footprint.



Robust Enclosure

Enclosed in IP5x (dust resistant) or IP6x (dust tight) case with closed loop terminals - suitable for harsh environments.



Stable Chemistry & Built-in Circuit Protection

IEC & UN38.3 Safety Certified at cell level and integrated BMS protection to ensure safety and prevent damage.



Lightweight

Approx. 1/2 the weight (or less) of equivalent in SLA means lower logistics costs and minimal OH&S concerns.



Superior Charge & Discharge Efficiency

Faster charge/discharge rates (C/2 LiFePO4 vs C/20 SLA) for higher power usage and less downtime when charging.



Wide Operating Temperature Tolerance

Suitable for use in a wider range of applications where ambient temperature is atypical: from -20°C up to +60°C.



Fully Recyclable Battery

An environmentally friendly battery option, with no lead or calcium that can leak into the environment.

BUILT-IN PROTECTION

All Drypower Rechargeable Lithium batteries adhere to strict safety guidelines by incorporating Battery Management Systems (BMS) that include protection components such as:

- Integrated Circuit (IC)
- MOSFET
- Fuse
- Thermistor
- Protection Circuit Module (PCM)

The BMS in each Drypower battery helps to:

1. Maintain safety for users.
2. Prevent damage to equipment and property.
3. Eliminate concerns about use of the wrong type of charger.
4. Minimise the risk of overdischarge causing damage.
5. Provide short circuit and overcharge protection.

CAUTIONS

- Do NOT short circuit, crush or disassemble.
- Do NOT heat or incinerate.
- Do NOT immerse in any liquid.
- Do NOT allow the battery to become overdischarged. If possible, isolate the battery when not in use.
- Do NOT leave the battery in a discharged state. Always recharge after use with a Drypower approved LiFePO4 charger.
- Store at 50% capacity. Recharge every 3 months. The storage area should be clean, cool, dry and ventilated.
- Maximum 4 units in series. No parallel connection allowed.

Performance may vary depending on application. All specifications are correct at time of creation. All specifications and operation conditions contained in this datasheet are subject to change or improvement without prior notice to the user. This data is for evaluation purposes only. No guarantee is intended or implied by this data. For clarification and updated information, please contact us • Oct2020